



Split Rail Cedar Fencing

purecountryfencing.com



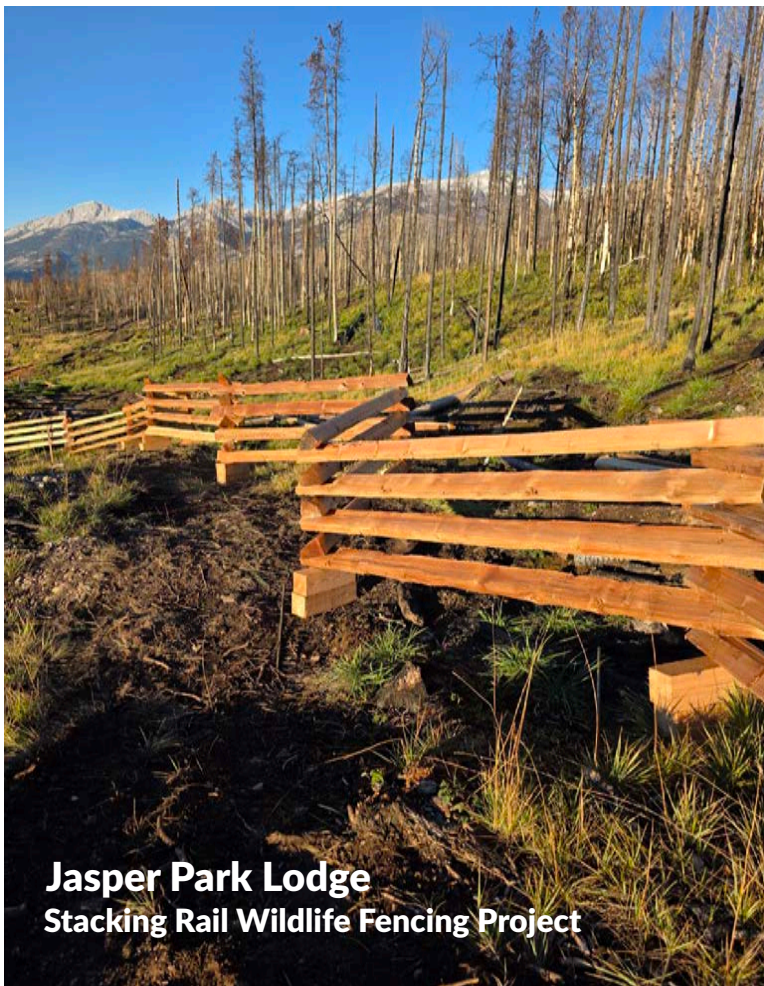
SERVING ALBERTA & THE PRAIRIES

Since 2007

WE SHIP CANADA-WIDE

Quality Cedar Fencing, Trusted Results

Pure Country Fencing is Western Canada's leading supplier of high quality split rail cedar fencing systems, earning the trust of developers, municipalities, golf courses, and general contractors across Canada. Pure Country Fencing offers the largest inventory and selection of split-rail cedar products in Alberta. Whether it's a durable multi-rail system to define a golf course, an appealing enclosure for an acreage or development, or a stacking rail wildlife system for Jasper Park Lodge,



Jasper Park Lodge
Stacking Rail Wildlife Fencing Project

every fence system reflects our commitment to precision, durability, and aesthetic appeal.

Every post and rail is carefully hewn to maintain their aesthetically pleasing knots and features. The fine grained cedar requires no preservatives and has a high resistance to decay.

We are standing by to discuss your project and look forward to your call.

Call 403-995-2209



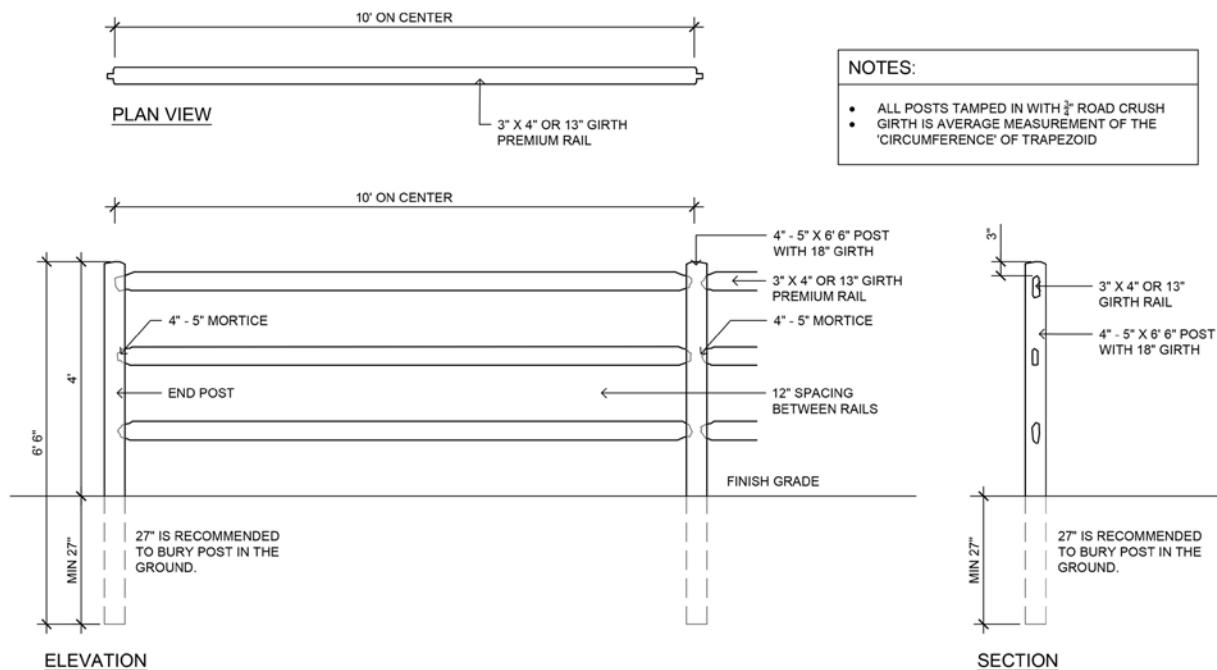
PURE
COUNTRY
SPLIT RAIL CEDAR FENCING

Product Lineup

Product	Length	Min. Girth	Pcs / Lift	Lbs	Grade
10' Rails - Premium	10'	13"	140	21	Premium
8' Rails - Rustic	8'	12"	155	16	Rustic
Jumbo rails	10'	14"	110	18	Premium
Pony Rails	10'	10"	180	15	Standard
Pony Post - 2 Rail	5'4"	16"	45	15	Standard
Pony Post - 3 Rail	6'6"	16"	45	20	Standard
1-Rail Line Posts	39"	18"	72	12	Standard
1-Rail End Posts	39"	18"	72	12	Standard
1-Rail Corner Posts	39"	18"	72	12	Standard
2-Rail Line Posts	5'4"	18"	72	20	Rustic & Premium
2-Rail End Posts	5'4"	18"	72	20	Rustic & Premium
2-Rail Corner Posts	5'4"	18"	72	20	Rustic & Premium
3-Rail Line Posts	6'6"	18"	72	24	Rustic & Premium
3-Rail End Posts	6'6"	18"	72	24	Rustic & Premium
3-Rail Corner Posts	6'6"	18"	72	24	Rustic & Premium
4-Rail Line Posts	7'6"	18"	72	28	Premium
4-Rail End Posts	7'6"	18"	72	28	Premium
4-Rail Corner Posts	7'6"	18"	72	28	Premium
2-Rail Gate	4'4"		1	50	Standard
3-Rail Gate	4'4"		1	60	Standard
2-Rail Gate	8'4"		1	100	Standard
3-Rail Gate	8'4"		1	120	Standard
2-Rail Gate	10'4"		1	140	Standard
3-Rail Gate	10'4"		1	160	Standard
7'6" no hole posts	7'6"	18"	72	28	Premium
6'6" no hole posts	6'6"	18"	72	24	Premium
Super Jumbo Rail / No-hole	10'	18"	65	48	Premium
Grape Stake Rail	8'	9"	230	10	Premium

Dimensional Cedar Lumber Fencing / Privacy Fencing

2 x 4 Post	10'	Rough Cut
4 x 6 Post	10'	Rough Cut
6 x 6 Post	10'	Rough Cut
1 x 6 Fence Planks	10'	Rough Cut
1 x 6 Fence Planks	8'	Rough Cut



3-RAIL POSTS WITH 10' PREMIUM RAILS

Drawings available upon request

Costing Detail

Material costs range from \$7/lineal foot for the 2 rail 10' system up to \$28/lineal foot for our larger stacking rail systems.

Installation costs range from \$10.00 up to \$17.00 per lineal foot, exclusive of fence material cost. The installation costs are affected by the scope of the job and site constraints such as topography, vegetation, rock distribution, soil constitution and location. For example, the 8' system is usually 20% more costly to install versus the 10' system because you are drilling 20% more holes for the added posts along the length of the fence.

Call for an estimate, we'll take care of the rest!

Call 403-995-2209

Fencing Systems

Pure Country Fencing offers various split rail fencing options to suit your project needs. We carry **Post & Rail fencing**, **Classic Stacking Rail**, **Line & Wildlife Fencing**, and **Custom Gates** and **Gate Hardware**.

Post & Rail Systems

Our Cedar Mill manufactures interlocking 1, 2, 3, and 4 rail cedar options. All options utilize pre-drilled cedar posts and pre-notched cedar rails designed to interlock much like a mortise and tenon joint.

Cedar Post & Rail Fencing systems are highly cost-effective and straightforward to install since the cedar components come pre-made. All cedar post holes need to be augered and tamped for a secure, long-lasting installation. This design ensures not only ease of assembly but also a clean, professional finish that endures over time.

For DIY enthusiasts, please refer to our installation section to ensure proper installation. With clear instructions and the right preparation, you'll enhance the functionality and aesthetic of your outdoor spaces.

Parks Canada - Banff Cave and Basin Fencing Project

Red Deer River Farm Fence Project



Classic Stacking Rails

These cedar rails utilize un-drilled cedar posts or un-notched cedar rails in various ways, such as the stacking cedar snake rail.

The “Classic” stacking cedar snake rail fence is best suited for situations where the ground is extremely difficult to auger holes into, such as solid rock, rocky terrain, or areas with tree roots.

Any length or size of cedar post or cedar rail can be used to stack in a zigzag or snake-like fashion over your landscape. Another option is to place cedar rails between two posts in a stacked manner. A wire or carriage bolt is used to secure the tops of the cedar posts.

The stacking fence is exceptionally solid and built to last for many years.



Stacking Rail Animal Fencing






Line & Wildlife Fencing

We also supply 6'6", 7'6", and 10' split cedar rail/post options. These cedar posts are not pre-drilled, and the cedar rails are not notched. All cedar line posts can be ordered blunt for a stackig rail or other fencing systems.

Fairmont Banff Springs Golf Course



These types of cedar post and rail systems are ideal for wire fencing applications, or you can lag the cedar rails onto cedar posts for wildlife management, organic farms, and livestock enclosures.

Western Red Cedar contains a natural, organic, and non-toxic preservative. Our cedar products are designed for easy disposal and contain NO toxic man-made chemicals that could leach into the environment and impact livestock or wildlife. Pure Country Fencing cedar posts are perfect for wildlife & park management, organic farms.

Springbank - Private Acreage Fencing Project



Western Red Cedar is especially suited for use around water bodies or in riparian areas.

According to Canada Oceans & Fisheries, Western Red Cedar is a preferred building material for structures in and around water due to its natural preservatives, which enhance product longevity in wet environments.

Jasper Park Lodge - Wildlife Fencing Project



Cedar Gates & Gate Hardware

Enhance your property's entrance with our handcrafted cedar gates, meticulously constructed from premium-grade Western Red Cedar renowned for its natural durability and resistance to decay.

Each gate is custom-built to your specifications, ensuring a perfect fit and seamless integration with your existing fence.

Our locally-made gate hardware includes durable hinges, designed to complement the aesthetic of our cedar gates while providing robust functionality.

These components are crafted to ensure smooth operation and longevity, eliminating the need for additional reinforcement.



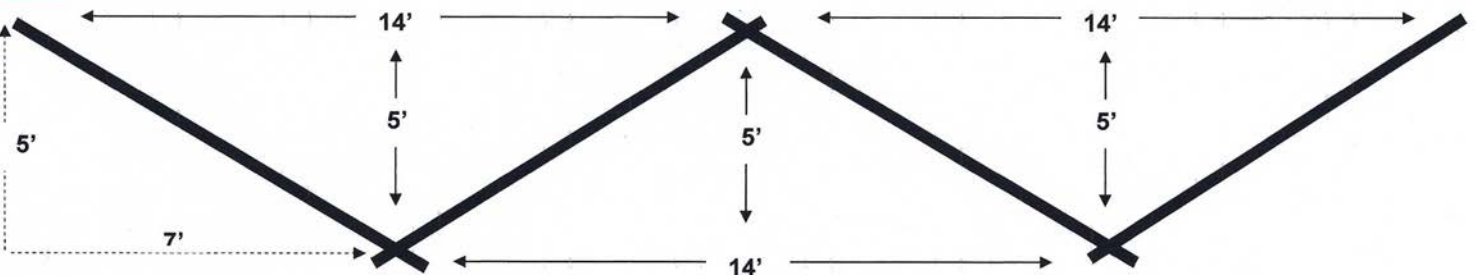
Installation Tips: Snake / ZigZag / Stacking Fence

Pure Country Fencing offers various split rail fencing systems to suit your project design criteria, including Post & Rail systems, Classic Stacking Rail, Line & Wildlife Fencing, and numerous Specialty Products to enhance the feel and function of your split rail fencing scope.

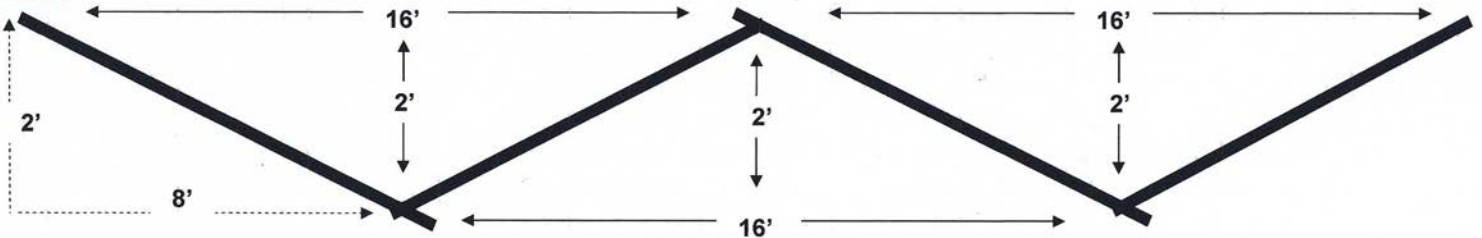
Stacking Fence / Snake Fence / Zig Zag Fence Installation Instructions



Option #1



Option #2



www.purecountryfencing.com

Pertinent information for Stacking Rails

1. Heights calculated by placing bottom rail on 3" spacer off of ground. You can use flat rocks as spacers, or cut a rail into 12" sections and use as spacer.
2. Tips of rails hang over approximately 6".
3. For securing stacking fence, pre-drill holes and use 7" galvanized nails or use 7" deck screws (do not have to pre-drill holes).


Note:

Above angles are recommended, however fence can be installed at sharper or more open angles.

Fence Height by Rail Type

Number of Rails High	Pony Rails (minimum 10" girth)	Jumbo Rails (minimum 14" girth)	Super Jumbo Rails (minimum 18" girth)
3	19" – 22"	20" – 24"	32" – 37"
4	24" – 27"	27" – 31"	40" – 45"
5	29" – 32"	34" – 38"	48" – 53"
6	34" – 37"	41" – 45"	56" – 60"
7	39" – 42"	48" – 52"	-
8	44" – 47"	-	-
9	49" – 52"	-	-

Installation Tips: Post & Rail Fence



*Our manufacturer does not recommend cementing the posts in the ground as it speeds up the decomposition of the wood post.

1. Install corner post or end post plumb and straight
2. Use a string line to ensure fence is straight
3. Do not predrill post holes, but dig hole 8 or 10 feet on center using your rail as a guide. Drill each hole 27" deep to ensure bottom rail is approximately 12" from the ground
4. Use a 9" or 12" auger bit to drill post holes
5. After first post is tamped and installed, dig or auger the next post hole. First, slide rails into the initial post and second, slide into the next post mortices before you tamp that post. Ensure to make any adjustments to post hole depth and alignment before you tamp each post
6. Tamp dirt around each post as it is installed.
7. If needed, Add 2" minus crushed gravel as tamping material to solidify each post
8. Ensure that the wildest side of the rail is up.
9. Add 3% to 5% to your materials list to account for changes, mistakes and measurement drift
10. To enhance curb appeal, always install the straighter rails on the top!



Contact Us

- **Discuss your project** and explore our premium fencing systems
- **Partner with our turn-key team** to bring your vision to life with precision and durability
- **Get expert advice and high-quality materials** for your DIY fencing plans

We're here to help make your project a success.



SERVING ALBERTA & THE PRAIRIES

Since 2007

WE SHIP CANADA-WIDE

Pure Country Fencing

a div. of Mountain Bark Inc.

100 Stockton Ave - Yard

PO Box 1502 - Mail

Okotoks, AB T1S 1B4

Tel. 403-995-2209

